



GLASS DESIGNS

SUPER HIGH RESOLUTION MARBLE  
& GRANITE IMAGES PRINTED ON GLASS



MADE IN  
LONDON

## Contents

About This Collection & The Artist .....	3
Previous Installations .....	4
Gallery 1 - Marble .....	8
Gallery 2 - Marble Tints .....	18
Gallery 3 - Art .....	23
Gallery 4 - Granite .....	24
Gallery 5 - Slate and Limestone .....	30

## Digital Images Printed On Glass

Why restrict yourself to just colours on your glass?

With printed glass, you can let your imagination run riot!

There is no limit on how much wall space we can cover.

All glass printing is produced in our own workshops using the very latest digital printing techniques. The possibilities really are endless as almost any image can be printed onto glass.

Landscapes, sunrises or sunsets, family photos, images from photo libraries (maybe subject to copyright), logos and words; as long as it's a high resolution image, our state-of-the-art equipment can print it.

This means our printed glass can be used for an even wider variety of applications, for example:

- **Kitchen splashbacks**
- **Wall art**
- **Table tops**
- **Signage**
- **Wall cladding**
- **Shower cubicles**
- **Furniture**

## About This Collection

These beautiful, Marble and Granite images have been photographed in super high resolution using state-of-the-art cameras and techniques. Most of the images are suitable for printing at up to 3m high allowing full wall cladding.

Printing on glass has much of the appearance of natural marbles and granites and it can be used in showers, kitchens and wet rooms without staining, water damage, mould or cleaning difficulties.

With printed glass Marble and Granite, you can have all the luxurious appearance of natural materials with real advantages over the originals:

- Cost effective
- Lighter
- Easy to clean
- Easy to install
- Non-porous
- Stain resistant
- More environmentally friendly
- Any size can be created



V10BG19 Statuary Marble

## About The Artist



Photo by Alison Harrop

Richard Osbourne is a British photographic artist who specialises in creating art images that are printed at large sizes. A professional photographer since 2003, Richard's artworks are seen by over 8 million people in Britain every year: they are on the walls of hospitals, conference centres, offices, leisure centres and private homes.

Richard has created this unique Marble and Granite Collection to bring these beautiful materials to interiors, printed on glass and other substrates.

*Richard Osbourne*


# Installations



V10BG91 Antique Black Marble



V10BG88 Bianco Eclipsia Marble



V10BG87 Breccia Capraia Marble



V10BG108 Grey Slate Split Face



V10BG22 Shadowlands



V10BG62 Redwood



V10BG30 Chinchilla



V10BG67 Electric Universe



V10BG39 Galaxy



V10BG83 Shivakashi Granite Moonlit Night



V10BG48 Shadow



V10BG95 Black Slate

# Installations



V10BG90 Emerald Pearl Marble



V10BG92 Emperador Marble



V10BG101 Fossil



V10BG20 Shivakashi Granite Natural



V10BG69 Seawave Granite Natural



V10BG66 At The Reef



V10BG33 Shark Fin



V10BG42 Parchment



V10BG19 Statuary Marble

6:1



V10BG87 Breccia Capraia Marble

6:1



V10BG89 Estremoz Crema Marble

4:1

# Gallery 1 - Marble





V10BG19 Closeup



V10BG87 Closeup



V10BG89 Closeup

# Gallery 1 - Marble




V10BG88 Bianco Eclipsia Marble

3:1



V10BG86 White Carrara Marble

4:1



V10BG94 Quartz Chip

2:1

# Gallery 1 - Marble



V10BG88 Closeup



V10BG86 Closeup



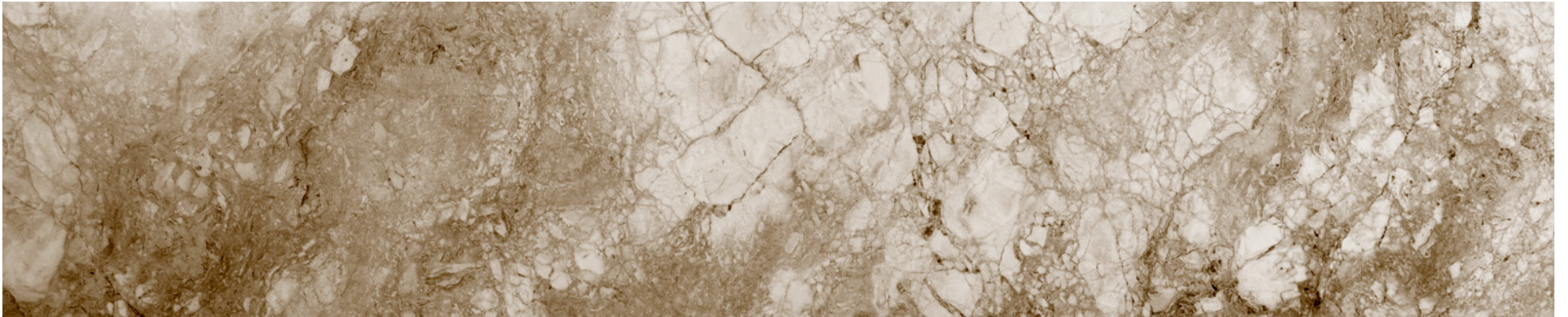
V10BG94 Closeup

## Gallery 1 - Marble




V10BG21 Daino Marble Natural

3:1



V10BG111 Café Eclipsia Marble

3:1




V10BG92 Emperador Marble

3:1

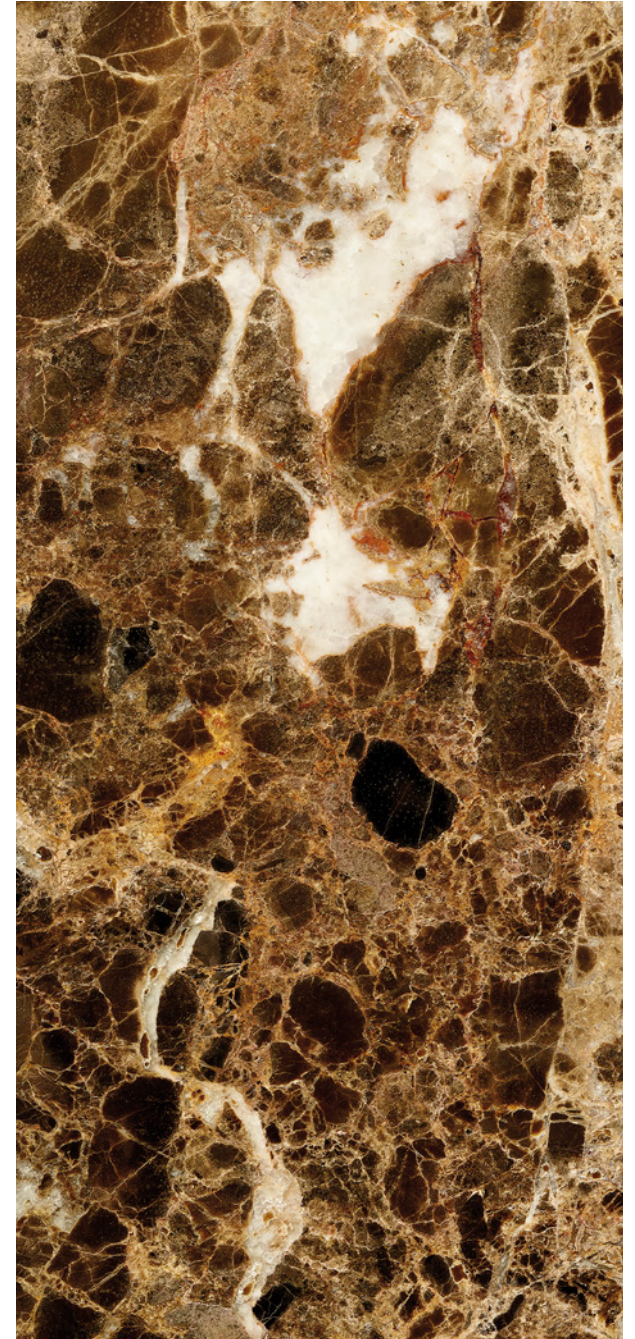
# Gallery 1 - Marble



V10BG21 Closeup




V10BG111 Closeup




V10BG92 Closeup

## Gallery 1 - Marble




V10BG85 Statuary Marble Black

6:1



V10BG90 Emerald Pearl Marble

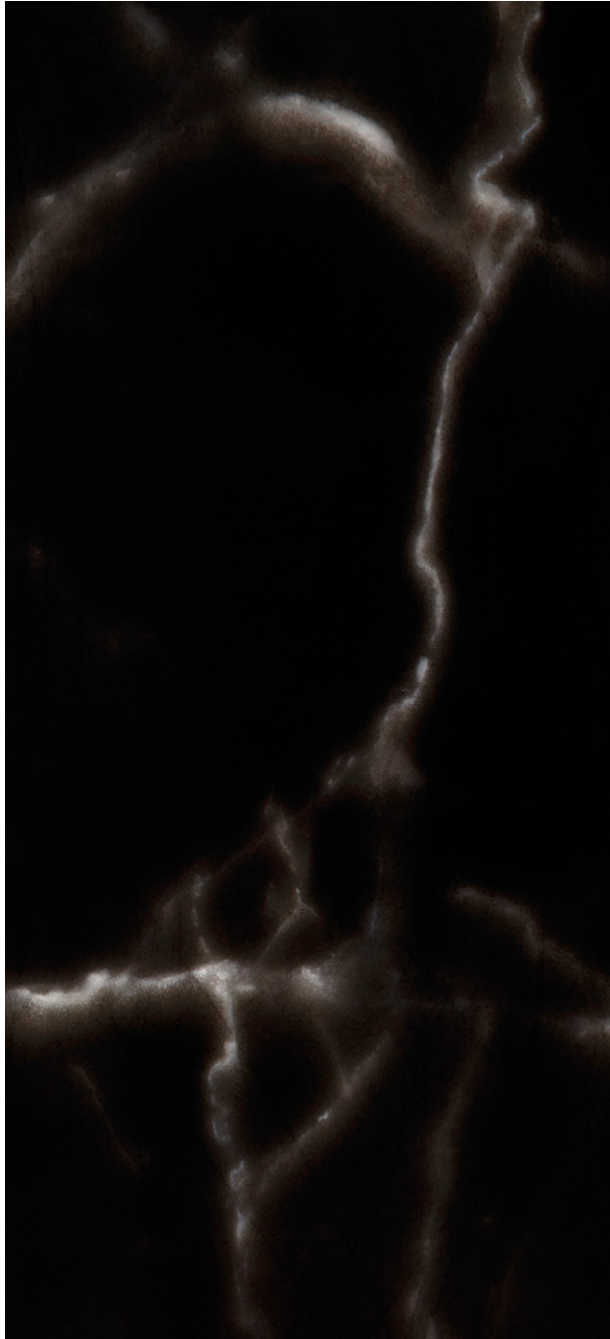
5:1



V10BG91 Antique Black Marble

2:1


# Gallery 1 - Marble



V10BG85 Closeup




V10BG90 Closeup




V10BG91 Closeup

## Gallery 1 - Marble




V11BG26 Black Quartz

2:1



V11BG10 Chocolate Pearl Marble

5:1



V11BG11 Blue Emperador Marble


3:1

# Gallery 1 - Marble






V11BG26 Closeup




V11BG10 Closeup



V11BG11 Closeup

## Gallery 1 - Marble



V10BG48 Shadow



V10BG53 Raven's Wing




V10BG47 London Night



V10BG41 Pacific




V10BG63 Neptune



V10BG52 Atlantic

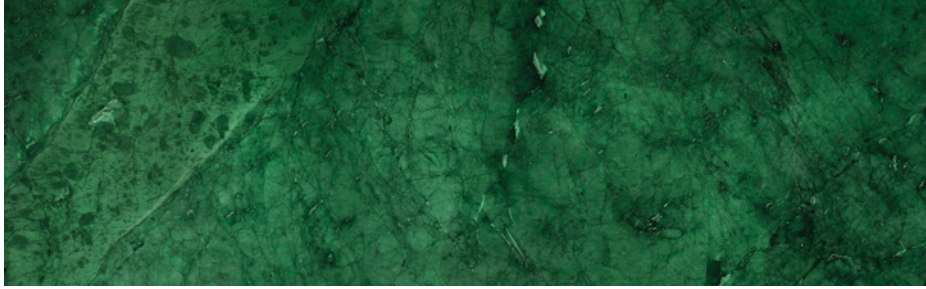


V10BG43 Bahamas




V10BG44 Mallard


## Gallery 2 - Marble Tints




V10BG45 Deep Forest




V10BG46 Lichen



V10BG50 Artichoke



V10BG51 Jade Dragon




V10BG58 Sicilian Olive



V10BG42 Parchment

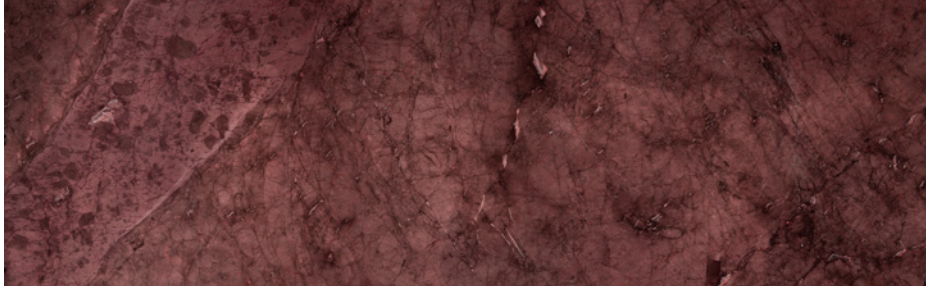


V10BG49 Elephant's Trunk

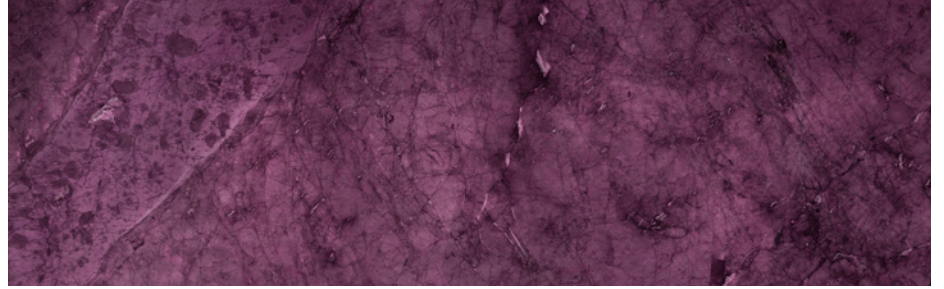


V10BG56 Fig


## Gallery 2 - Marble Tints



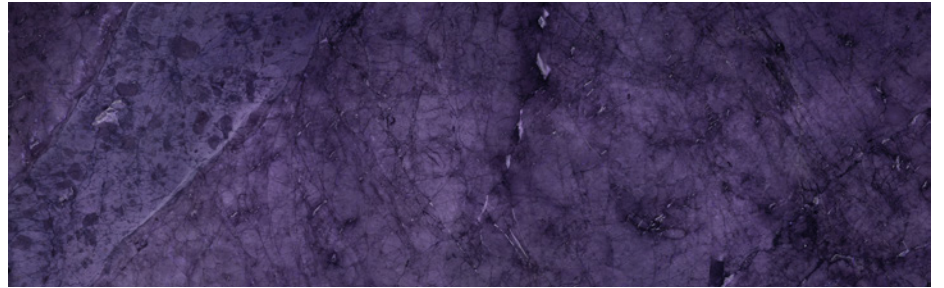
V10BG62 Redwood




V10BG60 Claret




V10BG55 Black Grape




V10BG61 Ultraviolet



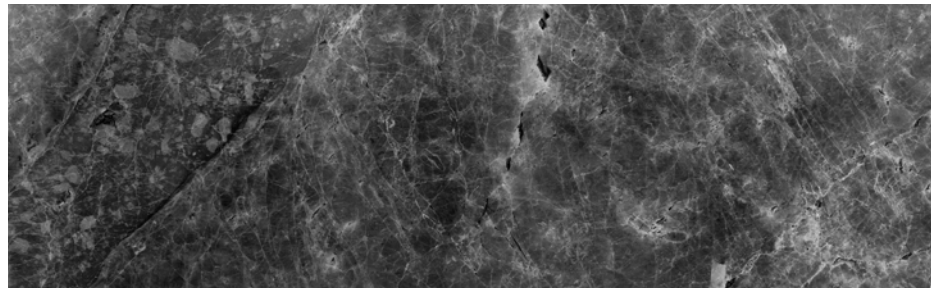
V10BG54 Twilight



V10BG40 Blackcurrant




V10BG104 Grey Seal




V10BG103 Thunder

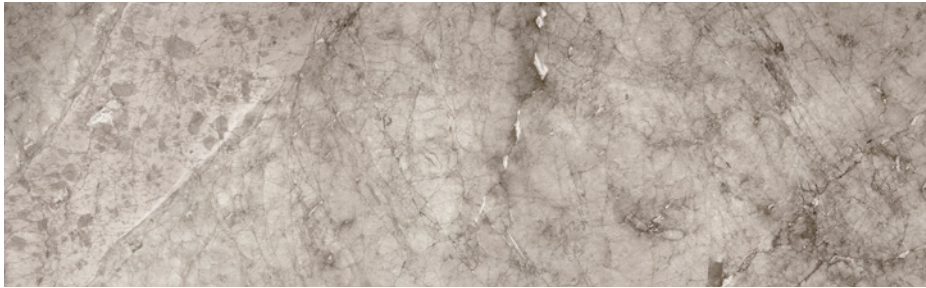
## Gallery 2 - Marble Tints



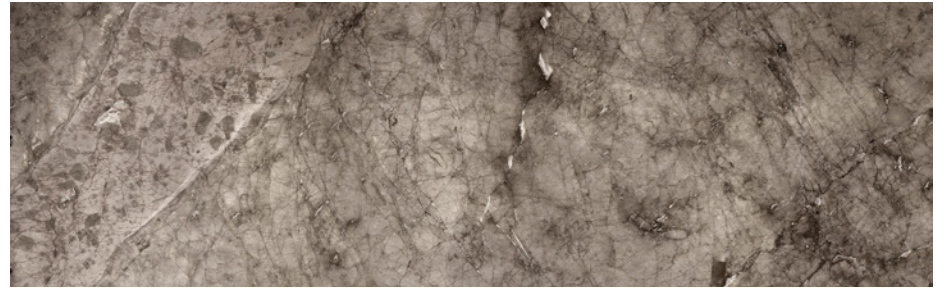
V10BG100 Cobweb




V10BG101 Fossil



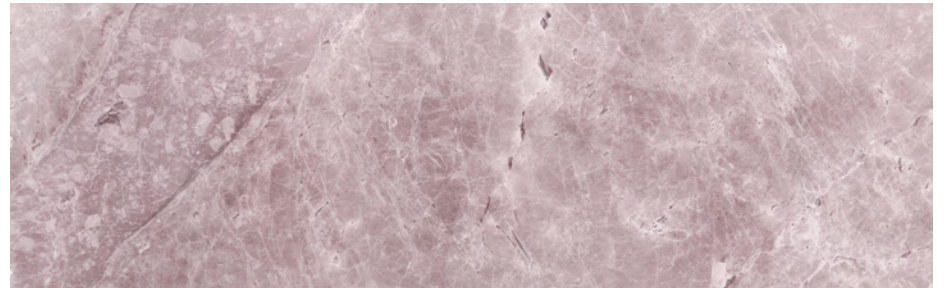
V10BG106 Wild Mushroom



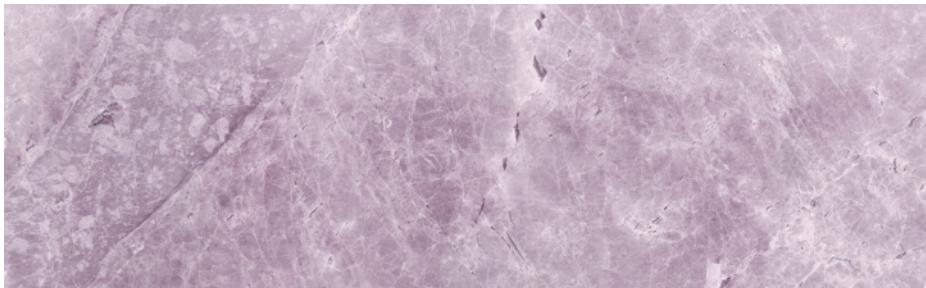
V10BG107 Driftwood




V10BG23 Seashell



V10BG65 Rose Whisper



V10BG64 Sweet Pea




V10BG31 Moon Glow


## Gallery 2 - Marble Tints




V10BG30 Chinchilla




V10BG33 Shark Fin




V10BG34 Iceland Moss



V10BG28 Green Tea




V10BG29 Duck Egg



V10BG35 Winter Sky



V10BG25 Wood Smoke



V10BG24 Highland Mist

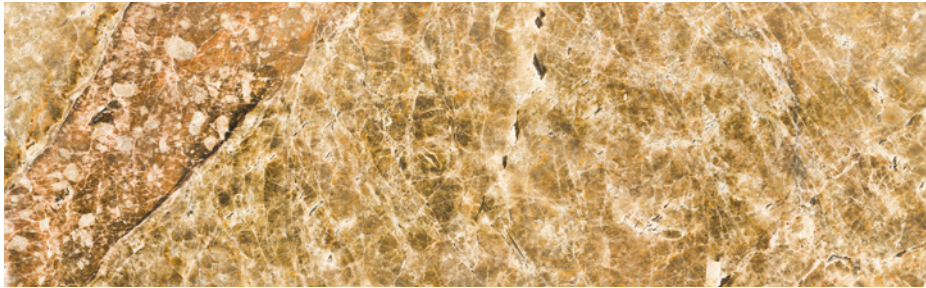
## Gallery 2 - Marble Tints



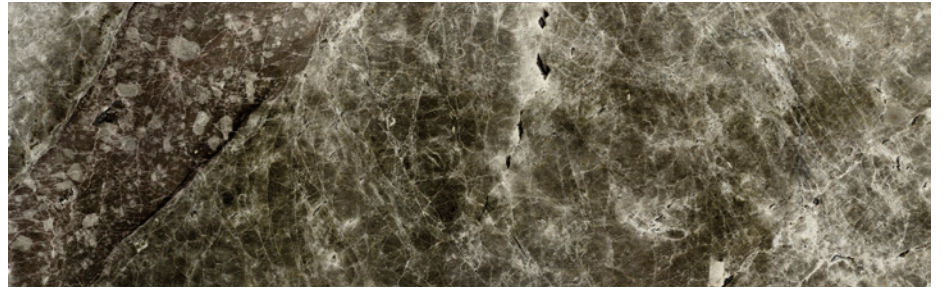
V11BG8 Wind Blown



V11BG9 Lava Flow



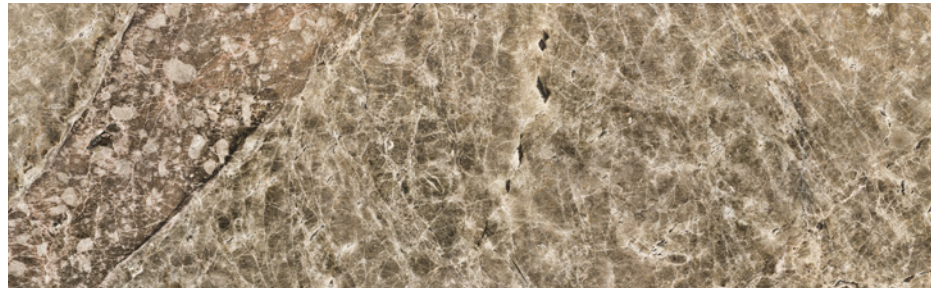
V10BG27 King's Gold



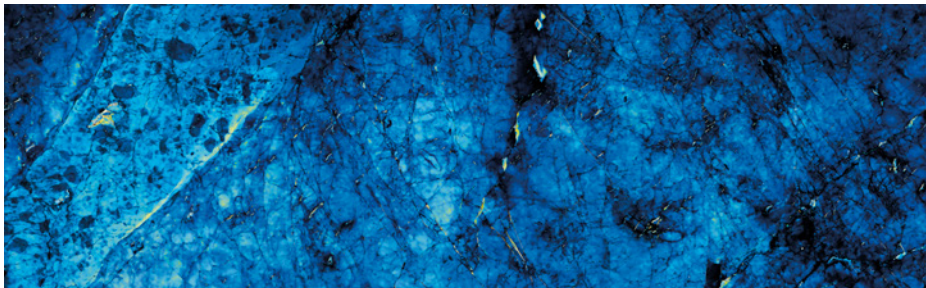
V10BG22 Shadowlands



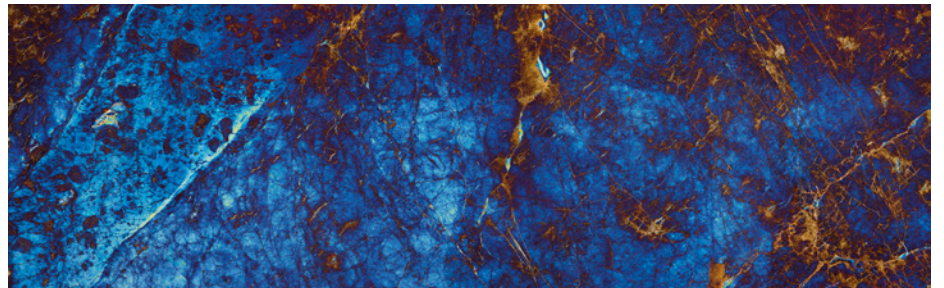
V10BG39 Galaxy



V10BG38 Tide Pool

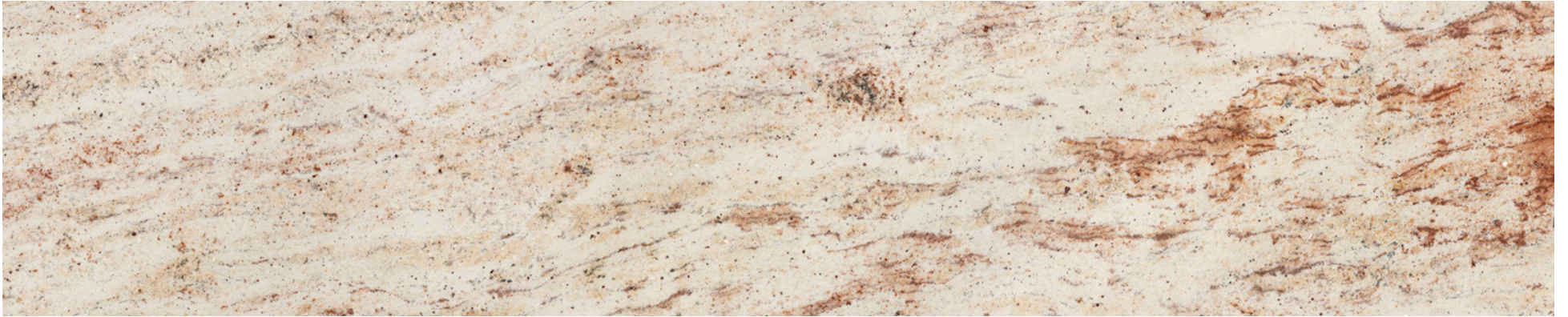


V10BG66 At The Reef



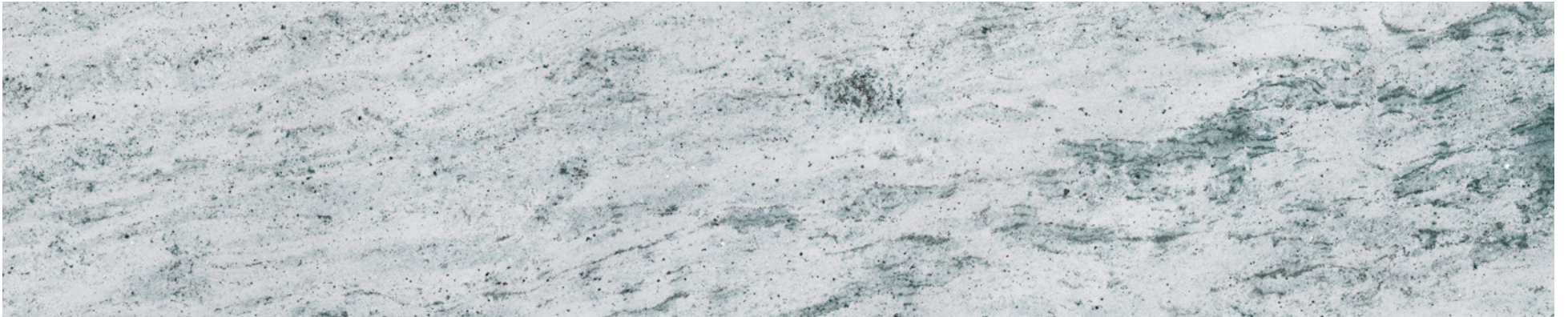
V10BG67 Electric Universe

# Gallery 3 - Art



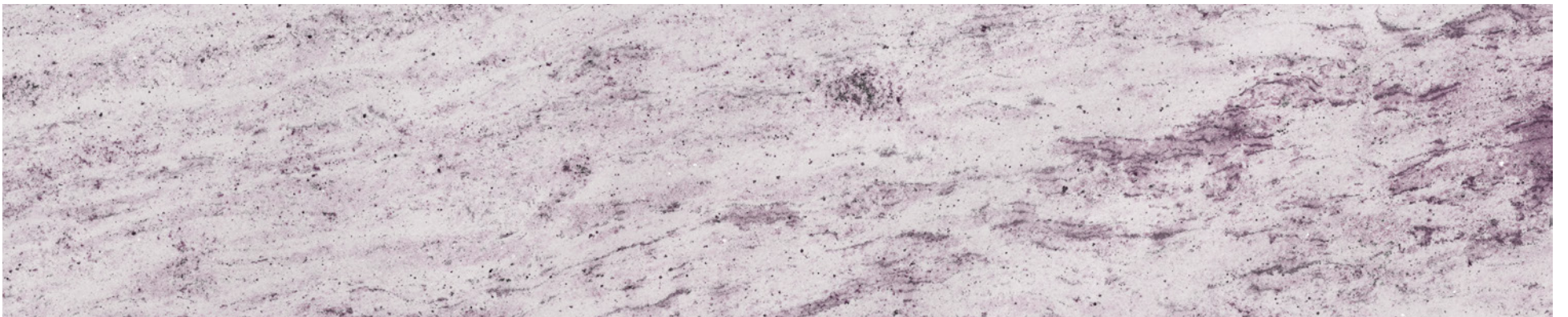
V10BG20 Shivakashi Granite Natural

4:1



V10BG82 Shivakashi Granite Smoke

4:1



V10BG84 Shivakashi Granite Blush


4:1

# Gallery 4 - Granite

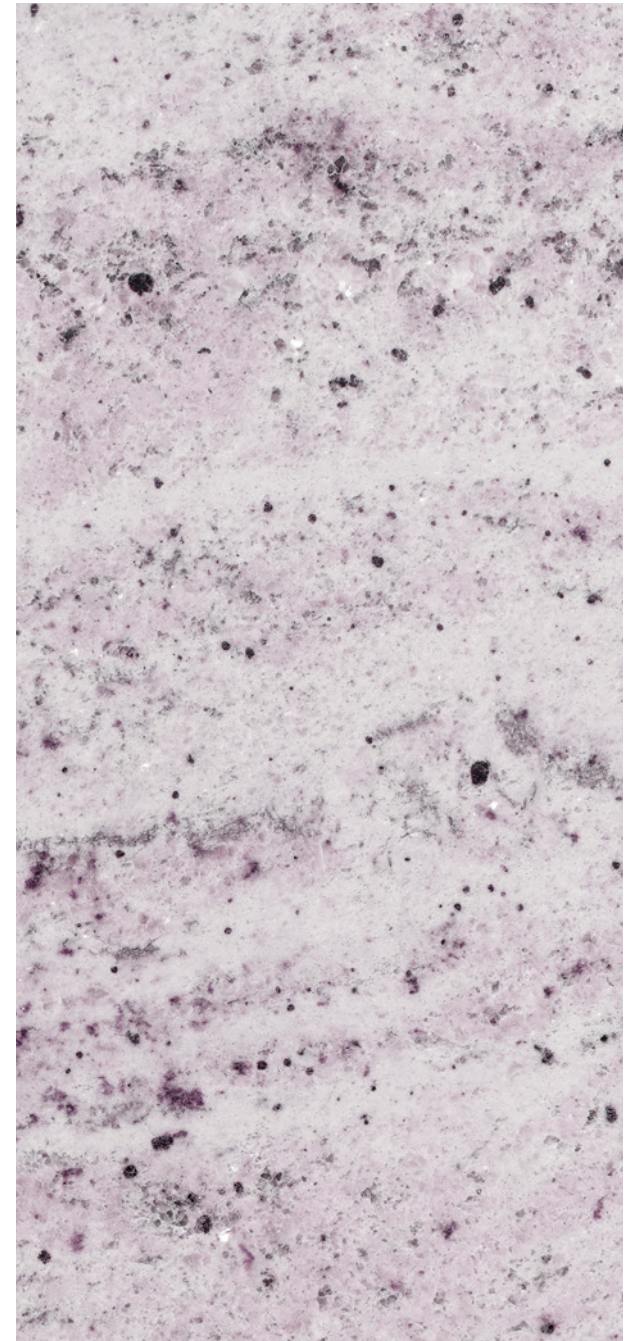




V10BG20 Closeup

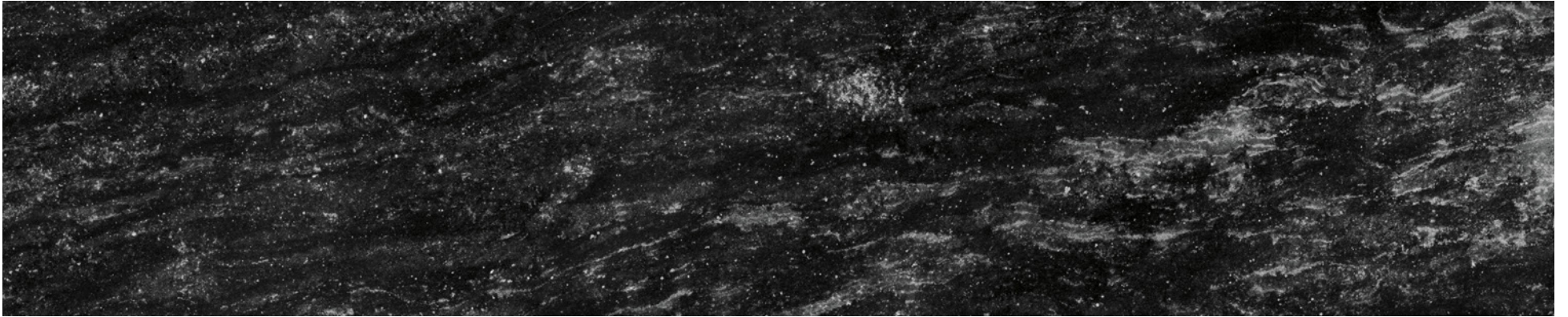


V10BG82 Closeup



V10BG84 Closeup

## Gallery 4 - Granite



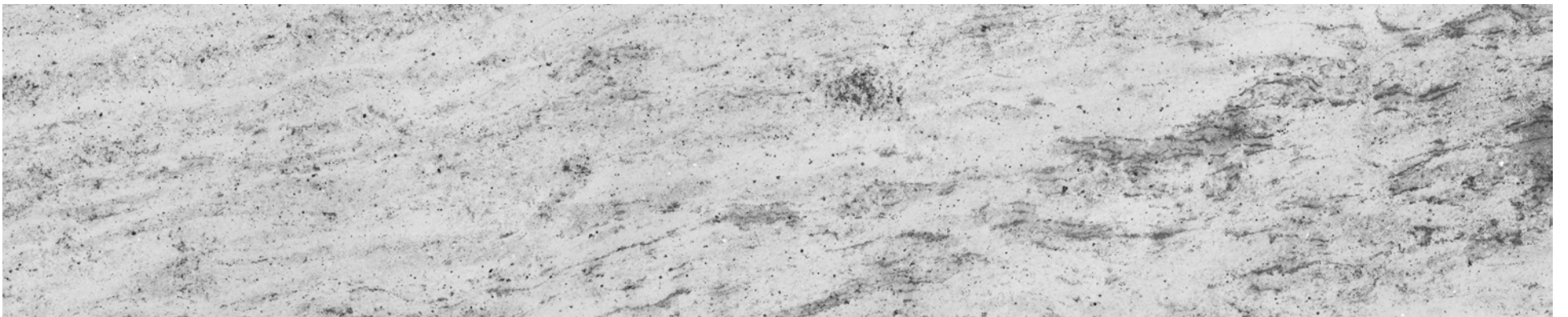
V10BG81 Shivakashi Granite Night Sky

4:1



V10BG83 Shivakashi Granite Moonlit Night

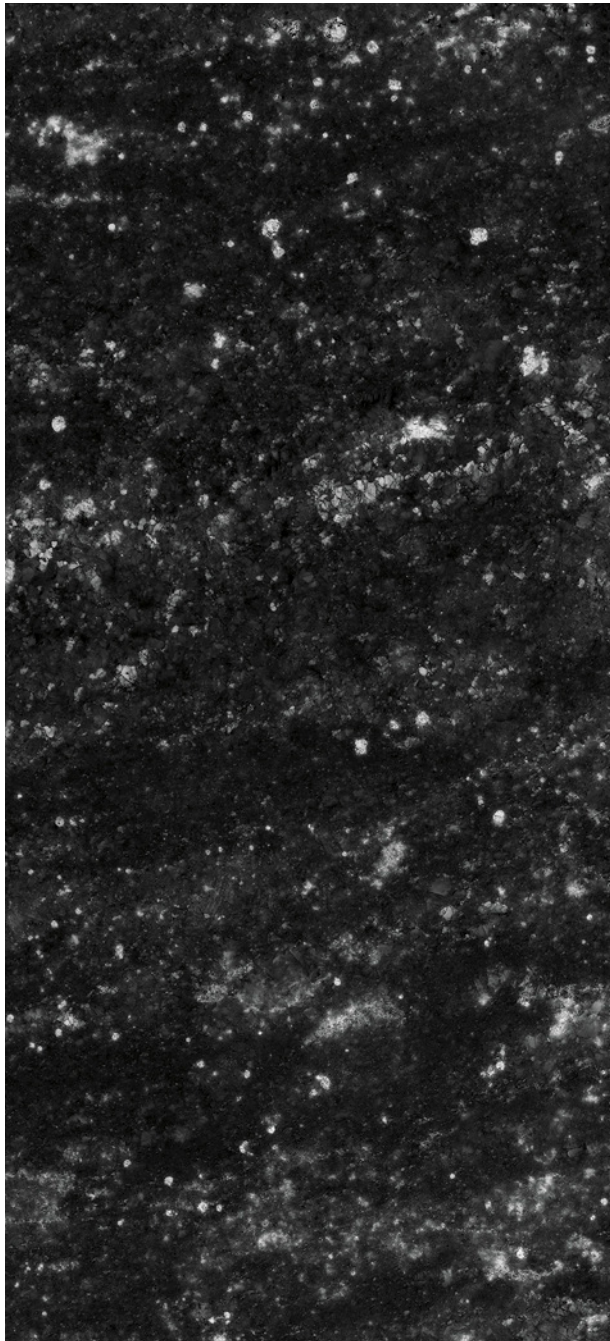
4:1




V10BG80 Shivakashi Granite Charcoal

4:1

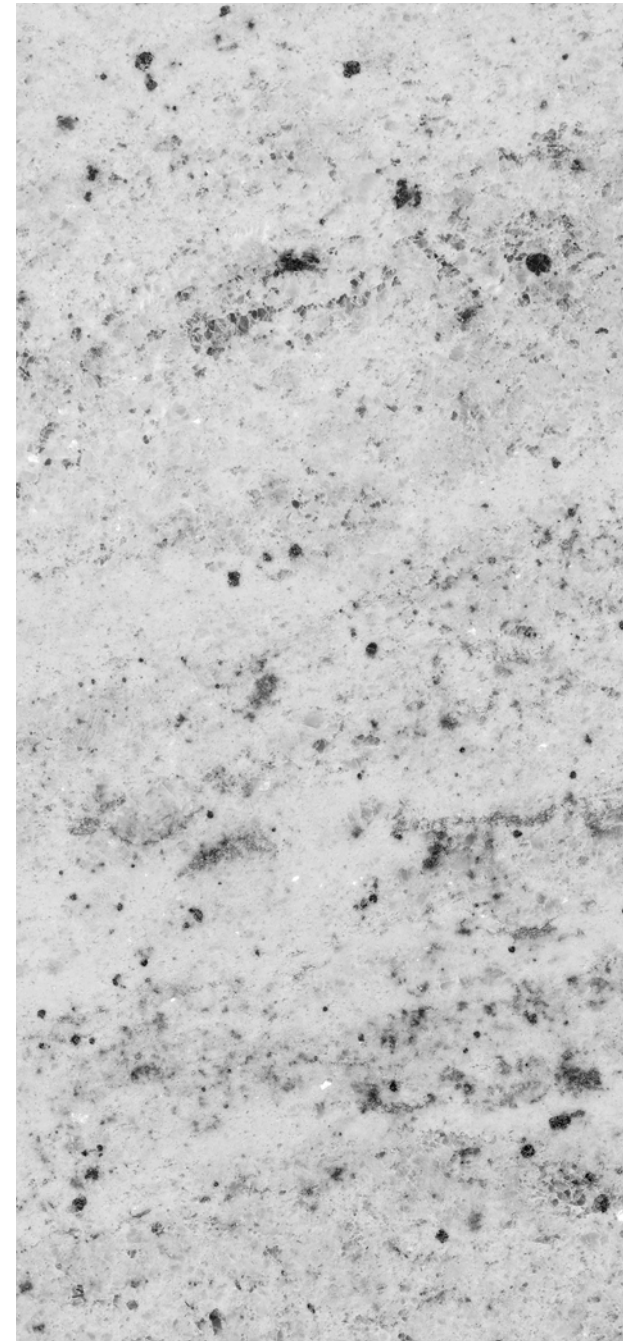
# Gallery 4 - Granite



V10BG81 Closeup

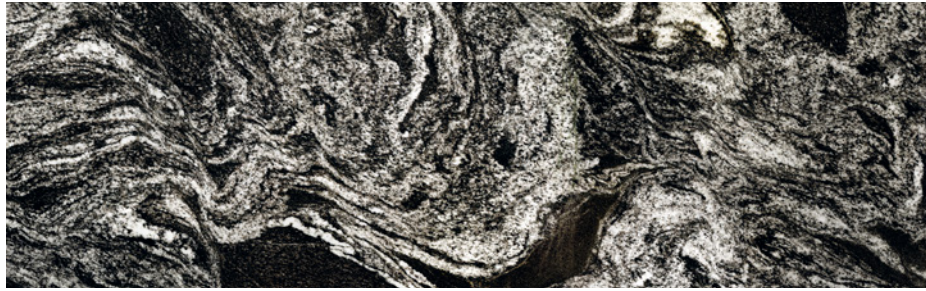


V10BG83 Closeup




V10BG80 Closeup

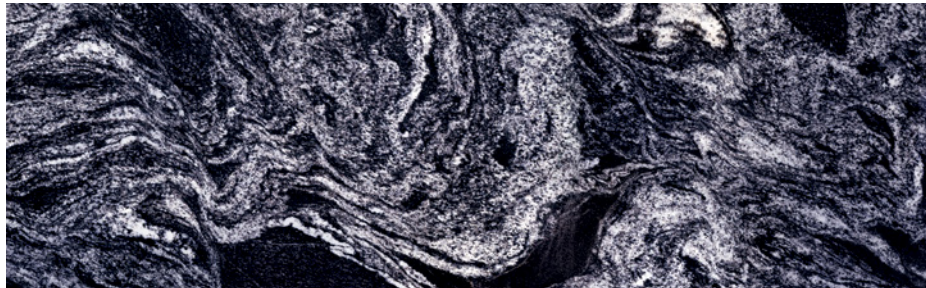
## Gallery 4 - Granite



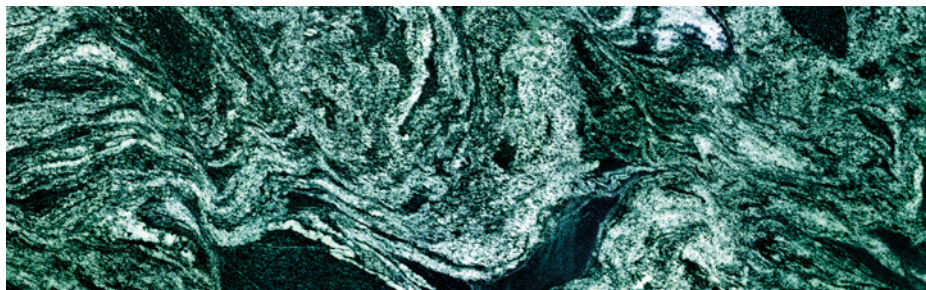
V10BG69 Seawave Granite Natural




V10BG96 Oil Slick



V10BG70 Black Ice

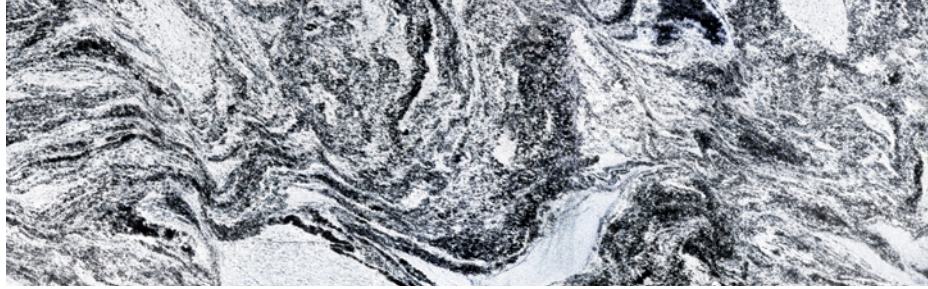


V10BG73 Aurora

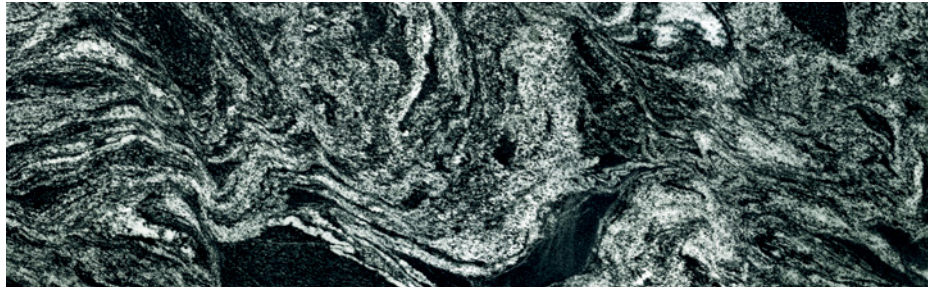


V10BG69 Seawave Granite Natural Closeup

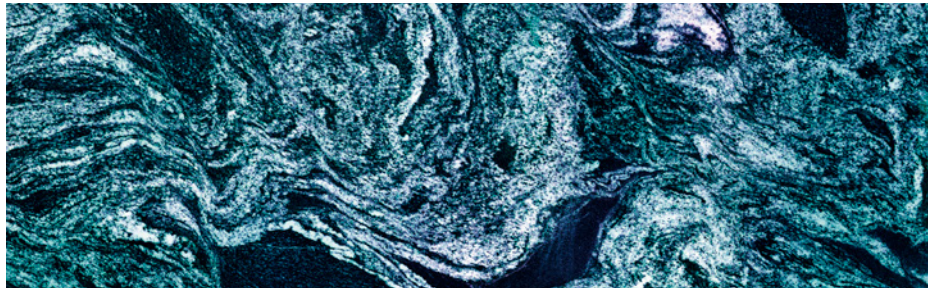
# Gallery 4 - Granite



V10BG74 Snowdrift



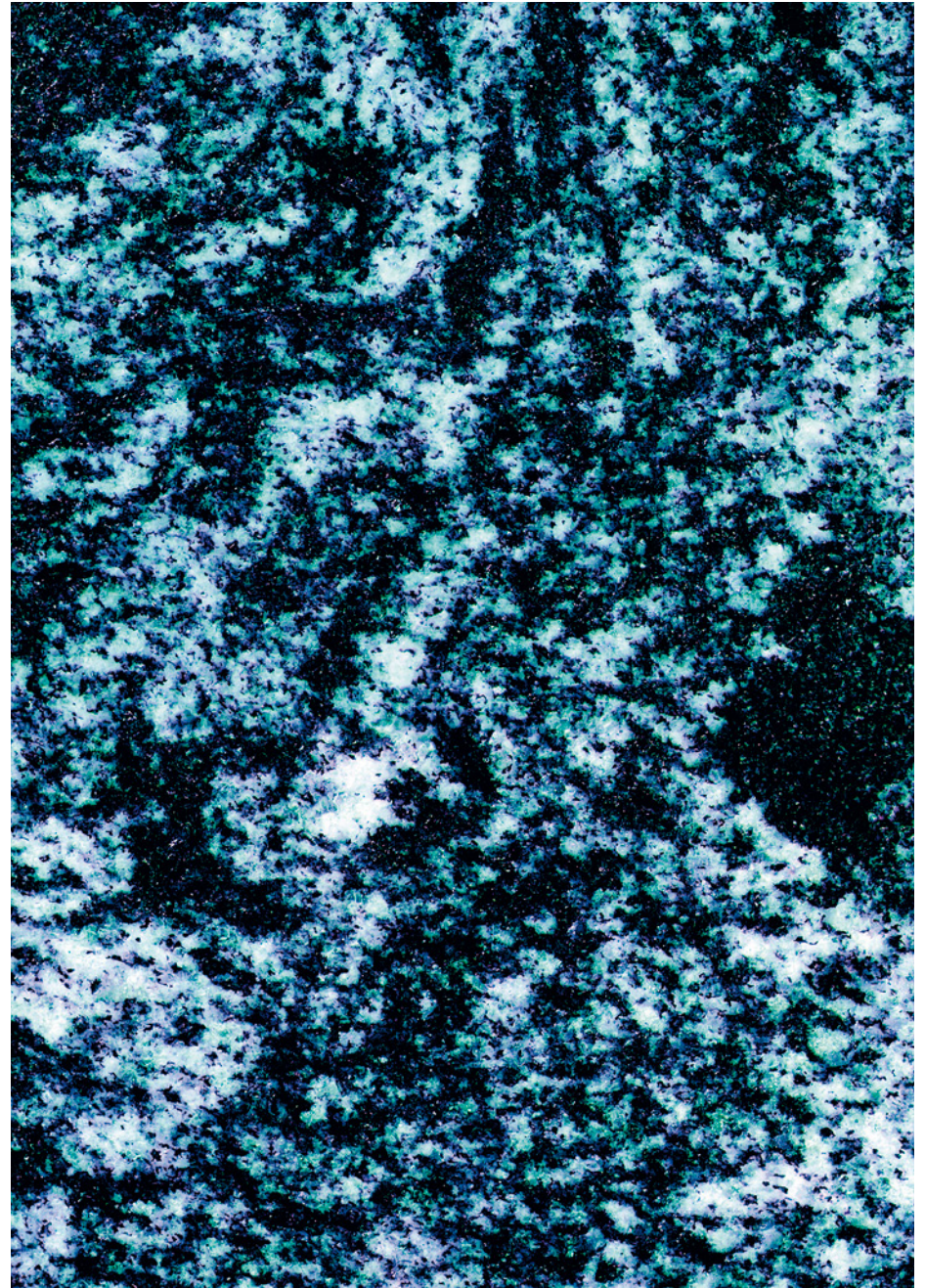
V10BG72 Volcanic Flow



V10BG71 Seychelles Wave



V10BG76 Fool's Gold




V10BG71 Seychelles Wave Closeup

## Gallery 4 - Granite



V10BG93 Portuguese Limestone

3:2



V10BG95 Black Slate

4:1



V10BG108 Grey Slate Split Face

4:1

## Gallery 5 - Slate and Limestone



V10BG93 Closeup



V10BG95 Closeup



V10BG108 Closeup

# Gallery 5 - Slate and Limestone

# DIGITAL PRINTING ONTO GLASS

MAXIMUM SIZE 3100 x 1800

MAXIMUM THICKNESS 50mm 100kg

MAXIMUM WEIGHT UV Cured

INKS

ALL SUBSTRATES MUST BE PERFECTLY FLAT

PRINTING PROCESS	
Layer 1	Primer Application
Layer 2	Coloured Ink Application
Layer 3	White*
Layer 4	White*
Layer 5	White*

\*Number of layers may vary, subject to customer's application and light transmission required.

When customers supply their own image for printing, it is their responsibility to ensure that there is no copyright breach.

If required, a final proof will be forwarded to the customer for approval. No printing will commence until the customer confirms in writing to proceed.

Where the printed glass will be fitted onto a surface using adhesive, an aluminium foil backing will be applied. A low modulus clear silicone must be used.

It is advisable to inform us of the final application, in order that ink levels/layers can be correctly applied.





**MADE IN  
LONDON**



### **GLASS DESIGNS LTD**

Units 3 & 4 City Cross Business Park  
Salutation Road Greenwich  
London  
SE10 0AT

Tel: 0208 858 8050  
Fax: 0208 269 1513  
Email: [info@glass-design.net](mailto:info@glass-design.net)  
Web: [www.glass-design.net](http://www.glass-design.net)